



دائرة الثقافة والسياحة
DEPARTMENT OF CULTURE
AND TOURISM

ABU DHABI HOTEL PERFORMANCE REPORT

DECEMBER & FULL YEAR 2021



ABU DHABI HOTEL PERFORMANCE

دائرة الثقافة والسياحة
DEPARTMENT OF CULTURE
AND TOURISM



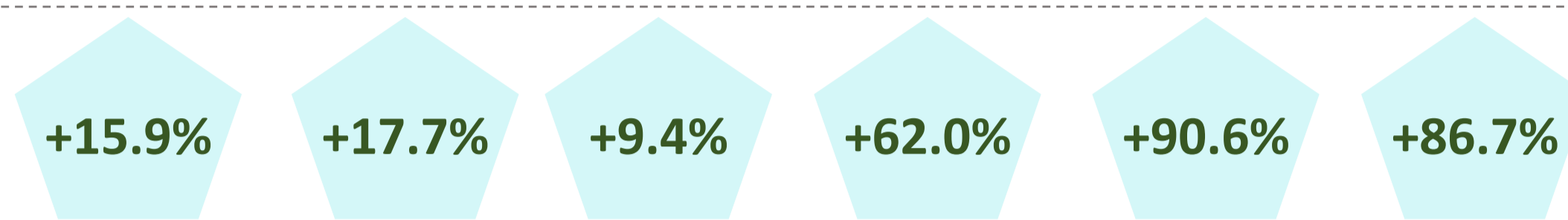
DECEMBER & FULL YEAR 2021

OVERALL PERFORMANCE – DEC 2021

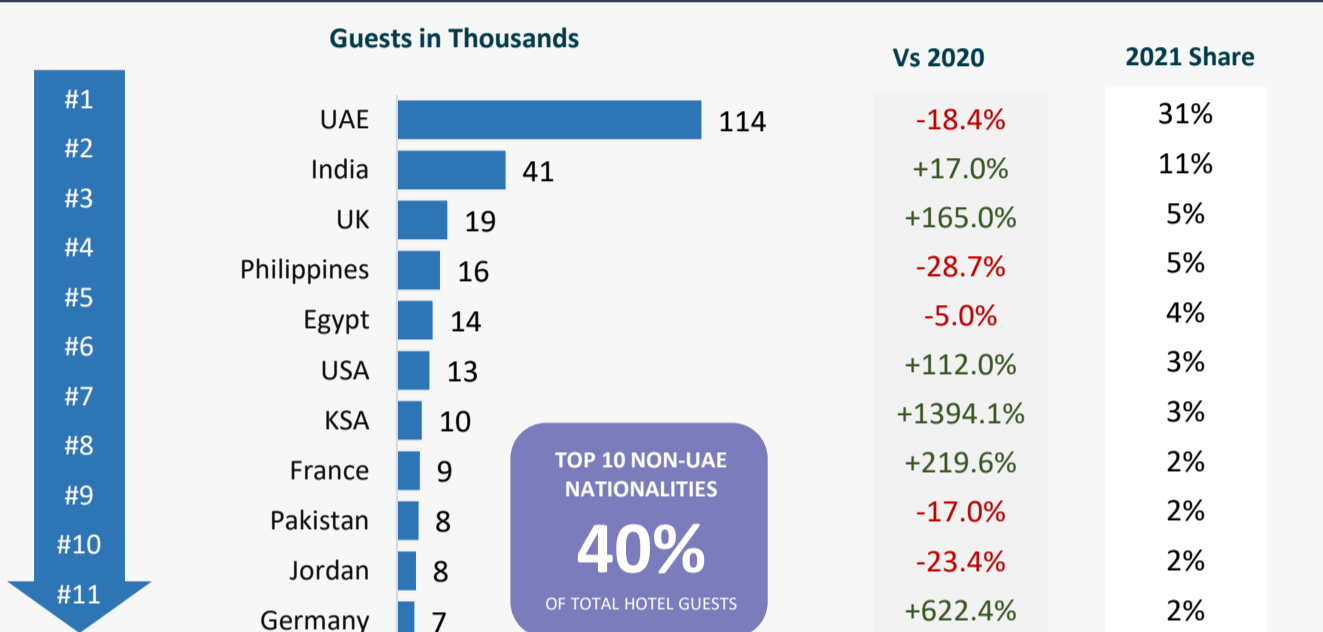
December
2021
Performance



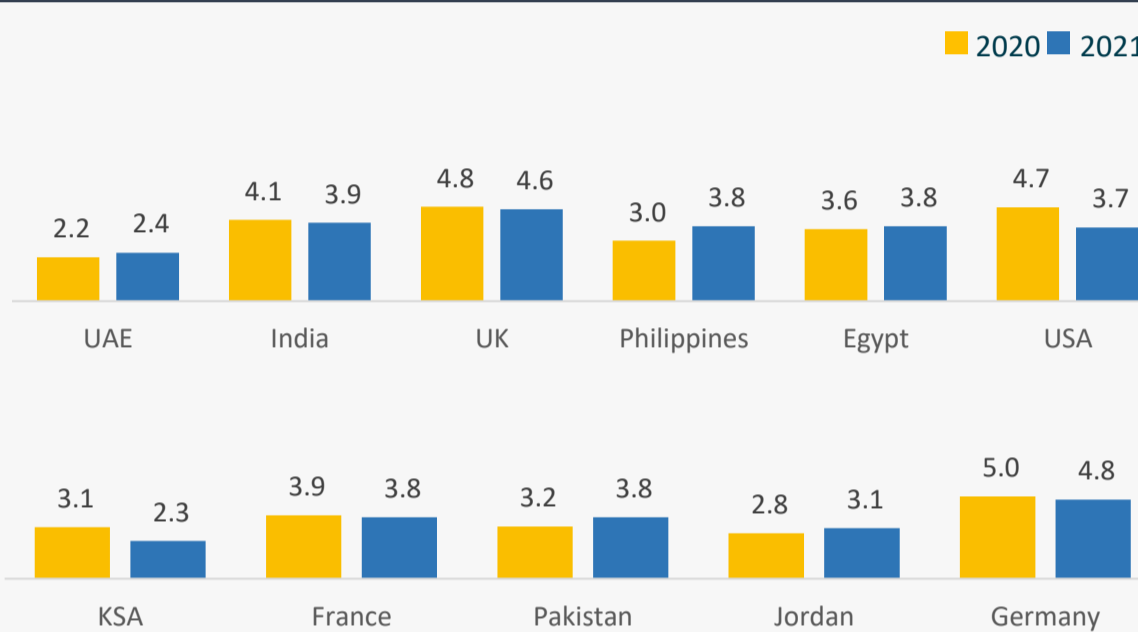
% Change vs
2020



HOTEL GUEST NATIONALITIES – DEC 2021



ALOS ACROSS TOP NATIONALITIES – DEC 2021



PERFORMANCE BY REGIONS – DEC 2021

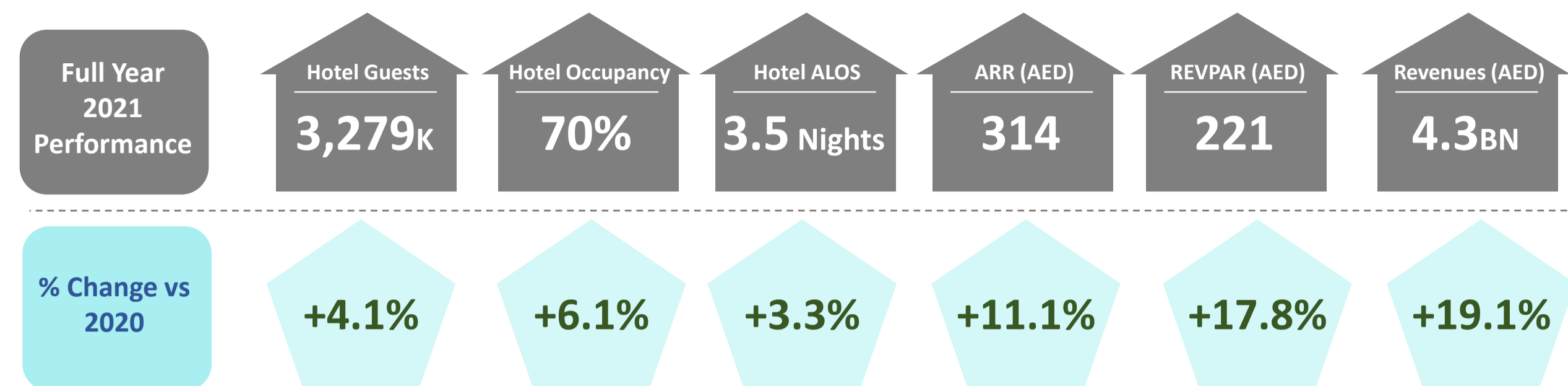
DEC 2021	ABU DHABI		AL AIN		AL DHAFRA	
Key Indicators	Actuals	% Change vs 2020	Actuals	% Change vs 2020	Actuals	% Change vs 2020
Guests (K)	306.7	+18.7%	39.5	+2.6%	16.7	+2.6%
Occupancy	81%	+20.2%	71%	-3.3%	64%	+6.0%
ALOS (Nights)	3.5	+10.0%	2.0	-9.5%	2.8	+17.3%
Total Rev(M AED)	608.4	+96.4%	29.0	+11.6%	38.2	+46.4%
ARR (AED)	513	+70.3%	339	+6.2%	819	+25.2%
REVPAR (AED)	416	+104.7%	242	+2.7%	521	+32.8%

PERFORMANCE BY STAR-RATINGS – DEC 2021

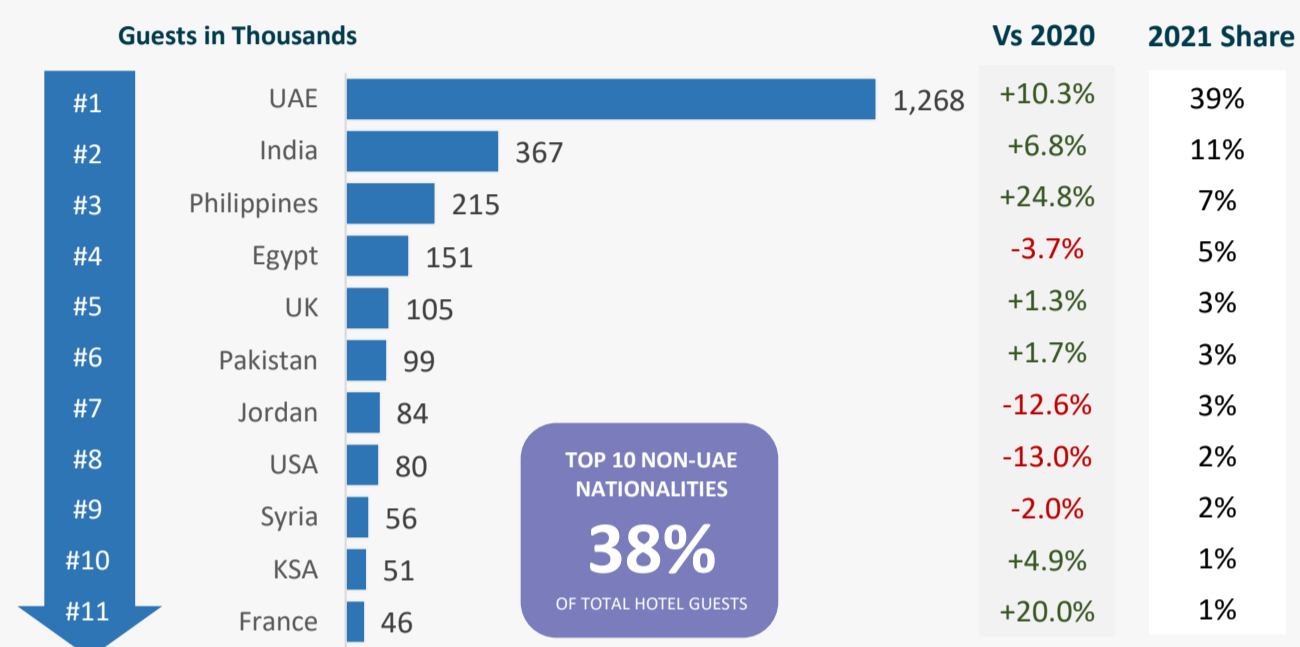
DEC 2021	5-STAR HOTELS		4-STAR HOTELS		1-3 STAR HOTELS		HOTEL APARTMENTS	
Key Indicators	Actuals	% Change vs 2020	Actuals	% Change vs 2020	Actuals	% Change vs 2020	Actuals	% Change vs 2020
Guests (K)	161.6	+20.8%	108.8	+6.4%	53.4	+18.2%	39.1	+22.2%
Occupancy	73%	+31.5%	86%	+9.7%	82%	+6.1%	87%	+10.6%
ALOS (Nights)	3.4	+21.5%	2.7	+10.4%	2.8	-7.0%	5.4	-8.7%
Total Rev(M AED)	476.3	+112.3%	111.3	+50.2%	40.5	+41.1%	47.6	+36.9%
ARR (AED)	752	+62.9%	351	+56.3%	264	+38.3%	322	+30.3%
REVPAR (AED)	552	+114.2%	301	+71.5%	217	+46.8%	280	+44.1%

FULL YEAR 2021 PERFORMANCE

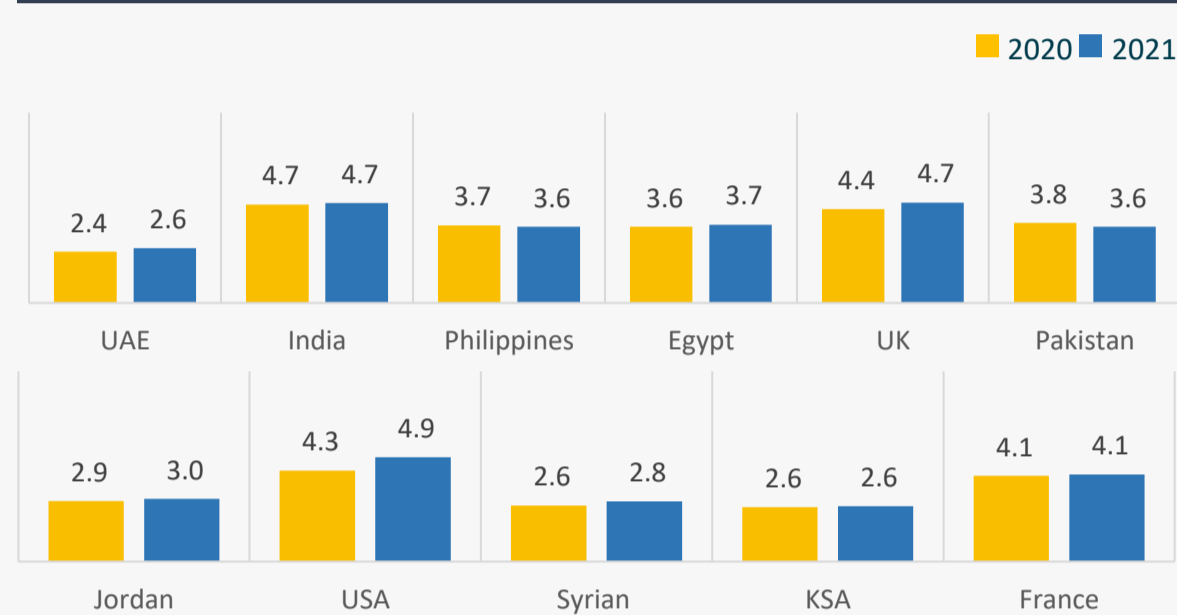
OVERALL PERFORMANCE – FULL YEAR 2021



HOTEL GUEST NATIONALITIES – FULL YEAR 2021



ALOS ACROSS TOP NATIONALITIES – FULL YEAR 2021



PERFORMANCE BY REGIONS – FULL YEAR 2021

Key Indicators	ABU DHABI		AL AIN		AL DHAFRA	
	Actuals	% Change vs 2020	Actuals	% Change vs 2020	Actuals	% Change vs 2020
Guests (K)	2,821.5	+4.7%	339.3	+1.1%	118.0	+0.1%
Occupancy	71%	+7.0%	69%	+7.5%	54%	-12.8%
ALOS (Nights)	3.6	+2.5%	2.5	+4.8%	3.1	+20.8%
Total Rev(M AED)	3,858.6	+20.9%	270.4	+27.2%	214.3	-12.6%
ARR (AED)	312	+12.4%	274	+14.2%	466	-15.6%
REVPAR (AED)	222	+20.2%	189	+22.7%	251	-26.3%

PERFORMANCE BY STAR-RATINGS – FULL YEAR 2021

Key Indicators	5-STAR HOTELS		4-STAR HOTELS		1-3 STAR HOTELS		HOTEL APARTMENTS	
	Actuals	% Change vs 2020	Actuals	% Change vs 2020	Actuals	% Change vs 2020	Actuals	% Change vs 2020
Guests (K)	1,357.4	-1.8%	1,051.8	+5.9%	526.0	+11.1%	343.6	+14.4%
Occupancy	62%	+11.4%	77%	+3.2%	76%	+2.8%	81%	+3.2%
ALOS (Nights)	3.4	+14.7%	2.7	-1.6%	3.0	-2.5%	6.5	-11.0%
Total Rev(M AED)	2,870.2	+24.7%	784.9	+14.9%	287.4	+12.9%	400.8	-2.1%
ARR (AED)	446	+11.8%	222	+11.0%	176	+8.5%	252	+0.5%
REVPAR (AED)	276	+24.6%	172	+14.5%	133	+11.6%	205	+3.7%